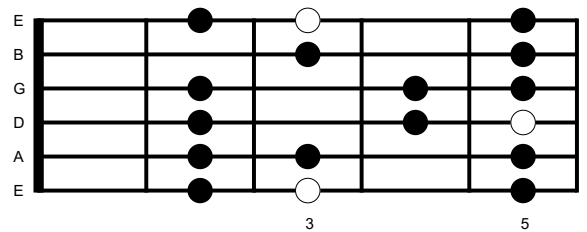


G Major Across the Whole Neck

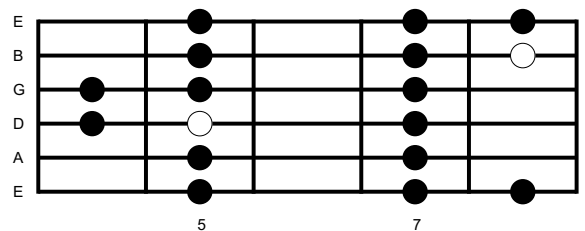
- ♪ The guitar can be confusing, as there are so many ways to play the same notes.
- ♪ It helps to map out the notes in a one major key (with no open strings).
- ♪ The patterns you learn in one key apply to all major keys.
- ♪ This worksheet shows G major, the most natural major key on the guitar.
- ♪ These are the *available notes* within the key, *not scales* in the conventional sense.
- ♪ This method give you the notes G major across all the strings *within a limited number of frets*.
- ♪ You can play all these patterns with a *maximum of one position change* (and one change back).

Starting in 2nd position: Lowest note F#



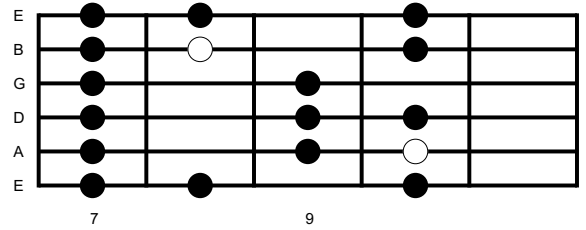
II

Starting in 5th position: Lowest note A



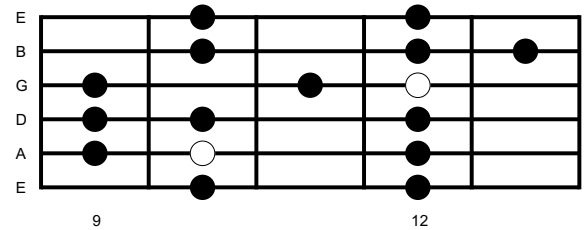
V IV V

Starting in 7th position: Lowest note B



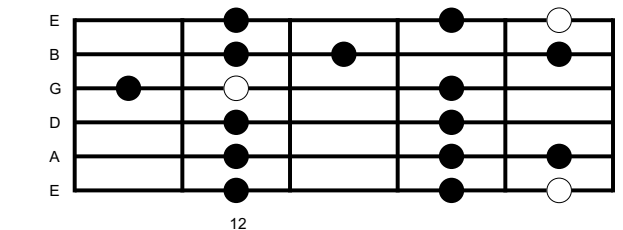
VII

Starting in 9th position (on finger 2):
Lowest note D



IX

Starting in 12th position: Lowest note E



XII